




COMMUNICATING FOR FUN: PRESCHOOLER

Parent and Child activities to Promote better Speech and Language and Hearing


MONDAY	TUESDAY	WEDNESDAY	THURSDAY	FRIDAY	SATURDAY
<p>Name different animals using pictures from a book.</p> <p>Try to make the sounds those animals make together.</p> <p>Make them quietly, like a baby animal. Make them loudly, like a big animal.</p>	<p>Talk about where animals live.</p> <p>Try to visit some animal homes by taking a walk outside.</p> <p>Look for nests, lift up a rock and try to find a worm's home, find a mouse hole, and any other home.</p>	<p>Talk about what animals eat.</p> <p>Ask your child what food both people and animals eat.</p> <p>Say: "Can you think of a food that a bunny eats and so do we?" [Carrot]</p> <p>Try to eat some of the food.</p>	<p>Have your child tell you how different animals move (hop, fly, crawl).</p> <p>Try to move like those animals. Say: "How do you think a snake moves? Let's try to move like a snake."</p>	<p>Sing "Old MacDonald had a Farm", with your child.</p> <p>Have your child choose which animal they want to sing about.</p> <p>Find the animals on this page and colour them.</p>	<p>Using animal crackers, sort the different animals into piles. Talk about each animal.</p>
					SUNDAY
					<p>Read books together about animals.</p> <p>Have your child name the different animals and guess where they live.</p>




KEY WORDS

MOO, HOPING, FARM, HOME


Repeat these words often during the week and give your child the opportunity to hear and say them.



Moo



Hoping



Farm



Home

For more information on how to use the Communication Calendars have a look at the tip sheet: [Communicating for Fun](#)