






**COMMUNICATING FOR FUN: TODDLER**  
Parent and Child Activities to Promote Better Speech and Language and Hearing




MONDAY	TUESDAY	WEDNESDAY	THURSDAY	FRIDAY	SATURDAY
<p>Visit a pumpkin patch or a local store that sells pumpkins.</p> <p>Talk about the sizes of pumpkins. Say, <i>“Look at this big pumpkin. And here is a small pumpkin. Can you say big and little pumpkin?”</i></p> <p>Pick one out and bring it home.</p>	<p>Cut the top of the pumpkin off that you bought yesterday.</p>  <p>Have your child put their hands <i>“in”</i> the pumpkin and take the seeds <i>“out”</i>. Encourage them to say, <i>“in”</i> and <i>“out”</i>.</p> <p>Talk about what it feels like in your hands.</p>	<p>Carve a pumpkin with your child.</p> <p>Talk about what kind of face your child wants on the pumpkin (use the one on this page as an example). Draw it on with a marker.</p>  <p>Encourage your child to name and point to the parts of the face: eyes, mouth, nose.</p>	<p>Have your child help you make green jello. As you put the ingredients in the bowl, encourage your child to say, <i>“jello in, water in, mix jello.”</i></p> <p>Just before the jello hardens, add gummy worms. Enjoy!</p> <p>Talk about how it feels in your mouth when you eat it.</p>	<p>Talk about different Halloween shapes (ghost, pumpkin, scarecrow).</p> <p>Make sandwiches into your favourite Halloween shape using a knife or cookie cutter.</p> <p>Label the shapes for your child and have them repeat you.</p> 	<p>Have an orange and black day. Dress in orange and black clothes, eat orange and black food.</p>
					SUNDAY
					<p>Sing the song, <i>“Itsy, Bitsy Spider”</i> with your child.</p>  <p>Stop part way through the song and encourage your child to continue.</p>




KEY WORDS

**PUMPKIN, IN, OUT, MOUTH, NOSE**

Repeat these words often during the week and give your child the opportunity to hear and say them.






Pumpkin



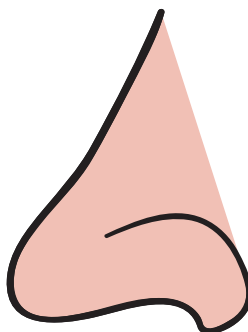
In



Out



Mouth



Nose

For more information on how to use the Communication Calendars have a look at the tip sheet: [Communicating for Fun](#)