



COMMUNICATING FOR FUN: TODDLER

Parent and Child Activities to Promote Better Speech and Language and Hearing

MONDAY	TUESDAY	WEDNESDAY	THURSDAY	FRIDAY	SATURDAY
<p>Read books on community helpers (go to the library to find more).</p> <p>Ask your child to show your common pictures, like: trucks and cars.</p> <p>Label each of the workers that you see in the pictures.</p>	<p>Visit a place where a community helper works (police station, fire station, post office)</p> <p>Ask your child to tell you what noises they hear.</p> 	<p>Pretend to be different community helpers with your child.</p> <p>For a fireman pretend to drive a fire truck. Make the noise of the siren. Encourage your child to say, "I drive truck."</p> <p>For a doctor pretend to have patients. Have your child ask "How are you?"</p>	<p>Make a traffic light with your child.</p> <p>Cut out three circles-red, yellow, and green. Glue the circles onto a piece of black paper.</p> <p>Talk with your child about what each colour means. (Red-stop, yellow-be careful, and green-go.) Have your child point to the correct colours.</p>	<p>Play red light, green light with your child.</p> <p>Run, skip, jump then when you shout, "Red Light!", your child must stand still. When they hear, "Green light!", they can start to move again.</p> <p>Switch roles.</p> 	<p>Walk through your home with your child. Have your child find smoke detectors. Test each smoke detector and listen to the noise it makes. Talk about loud noises.</p>
					SUNDAY
					<p>Read some favourite books on safety. Have your child point to and name the pictures.</p>

KEY WORDS

MAN, FIRE, CAR, TRUCK, LIGHTS

Repeat these words often during the week and give your child the opportunity to hear and say them.







Man




Fire



Car



Truck



Lights

For more information on how to use the Communication Calendars have a look at the tip sheet: [Communicating for Fun](#)