

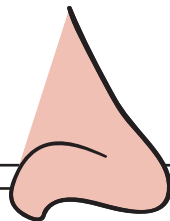


**COMMUNICATING FOR FUN: TODDLER**

Parent and Child Activities to Promote Better Speech and Language and Hearing

MONDAY	TUESDAY	WEDNESDAY	THURSDAY	FRIDAY	SATURDAY
<p>Go through old magazines or flyers with your child. Help your child cut out pictures of food.</p> <p>Make a collage with the pictures.</p> <p>Label all the food you see and encourage your child to repeat the words after you.</p>	<p>Go to the grocery store and buy a piece of fruit or a vegetable that you would not normally buy.</p> <p>Take it home and taste it with your child.</p> <p>Say, "Is it yummy? Does it feel cold or warm? Where is your food going?"</p>	<p>With your child point to and name eyes, ears, nose, mouth and hands.</p>  <p>Play "I Spy with My Little Eye" using their different body parts.</p> <p>Say, "I spy with my little eye your nose. Where's your nose, point to your nose."</p>	<p>Make a 'feely can' (An empty coffee tin works well.)</p> <p>Put a favourite toy in the can. Have your child feel the toy (without looking), describe it, and try to guess what it is.</p> <p>Let your child pick an item to put in the can and have you try and guess.</p>	<p>Take the spices out of your cupboard.</p> <p>Have your child smell each one. Ask them how it smells.</p> <p>Say, "Does it smell good or yucky?"</p>	<p>Get out some musical instruments (or pots and spoons). Play loudly and softly. Encourage your child to listen for the difference.</p>
					SUNDAY
					<p>Read "Hungry, Hungry Caterpillar" Talk with your child about all the different foods the caterpillar ate.</p>



KEY WORDS

**EYES, EARS, NOSE, MOUTH, HANDS**

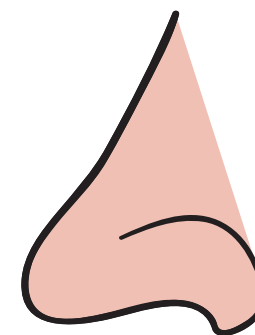
Repeat these words often during the week and give your child the opportunity to hear and say them.




Eyes




Ears



Nose



Mouth



Hands

**For more information** on how to use the Communication Calendars have a look at the tip sheet: [Communicating for Fun](#)