






COMMUNICATING FOR FUN: KINDERGARTEN


Parent and Child activities to Promote better Speech and Language and Hearing

MONDAY	TUESDAY	WEDNESDAY	THURSDAY	FRIDAY	SATURDAY
<p>Have your child name the colours on the trees.</p> <p>Count how many different colours you see.</p> <p>Look at the sizes of the trees and talk about which trees are tall or wide.</p> <p>Say: "Can you find a tall tree? How about a wide tree?"</p> 	<p>Rake up some leaves into a big pile.</p> <p>Jump into the pile together.</p> <p>Talk about the size of the jump.</p> <p><i>"I am jumping high in the air. I am jumping over the leaves."</i></p>	<p>Go to an orchard or grocery store.</p> <p>Pick some apples.</p>  <p>Have your child name the different colours that apples can be.</p> <p>Taste the different apples and talk about if they are sweet, sour, crunchy, etc. Ask your child to describe the taste. (<i>"This is very sour."</i>)</p>	<p>Bake some pancakes together or use waffles. Try to use a recipe that your child can read (one with pictures).</p> <p>Put maple syrup on top. Talk about where maple syrup comes from.</p> <p>Ask your how s/he likes his pancakes. (<i>"I like them with butter and syrup."</i>)</p> 	<p>Collect leaves from outside.</p> <p>Sort them into piles according to their colour, size, or shape.</p> <p>Say: <i>"How do you think we should sort these leaves?"</i></p> <p>Do leaf rubbings by placing some paper over the leaves and colouring over the paper with a crayon.</p> 	<p>Have your child cut out pictures of trees and glue them on paper to make a collage.</p> <p>Name the different trees that are on the collage.</p>
					SUNDAY
					<p>Talk about animals that live in trees.</p> <p>Encourage your child to tell you where each animal lives. (<i>"The bird lives in nest."</i>)</p> 


KEY WORDS

CRUNCH, SYRUP, ORCHARD, BRANCHES

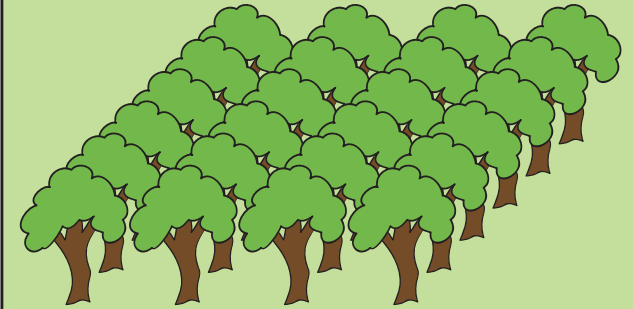
Repeat these words often during the week and give your child the opportunity to hear and say them.



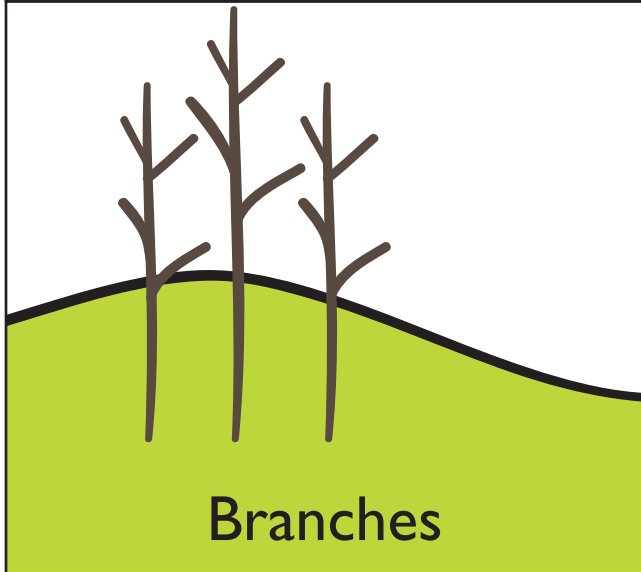
Crunch



Syrup



Orchard



Branches

For more information on how to use the Communication Calendars have a look at the tip sheet: [Communicating for Fun](#)