

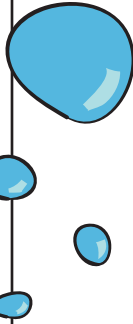


COMMUNICATING FOR FUN: KINDERGARTEN

Parent and Child activities to Promote better Speech and Language and Hearing




MONDAY	TUESDAY	WEDNESDAY	THURSDAY	FRIDAY	SATURDAY
<p>Introduce water animals to your child by showing them pictures or books.</p> <p>See if you can count together how many different animals there are.</p> <p>Talk about where they live (river, pond, ocean).</p>	<p>Visit a pet store. Go to the fish section and look at the different fish.</p> <p>Help your child to name the different colours fish can be.</p> <p>Ask them to find all the fish that are yellow (gold), red, blue, etc.</p> <p>How many fish are there? More or less than - 5? (Pick a low numbers when your first try this.)</p>	<p>Pretend to be a fish. Open and close your mouth like a fish.</p> <p>'Swim' around your house.</p> <p>Think of different things that fish can do and have your child try to do those actions.</p>	<p>Be an octopus!</p> <p>Have your child sit on your lap. Using all four limbs (arms & legs) wave them around.</p> <p>Have your child count how many octopus 'legs' you have.</p>	<p>Make a turtle. Talk about what a turtle looks like and what colour they are.</p> <p>Have your child colour a paper plate the colour s/he thinks a turtle should be.</p> <p>Encourage your child to cut out a head and four feet and glue them on the plate.</p>	<p>Play with Goldfish crackers. Make some soup. Listen to the sound the cracker makes when you eat them when they are in the soup or when they are dry.</p>
					<p>SUNDAY</p> <p>Go to a pond, river, or any body of water. See what animals you find there and help your child draw the animals for a list.</p>


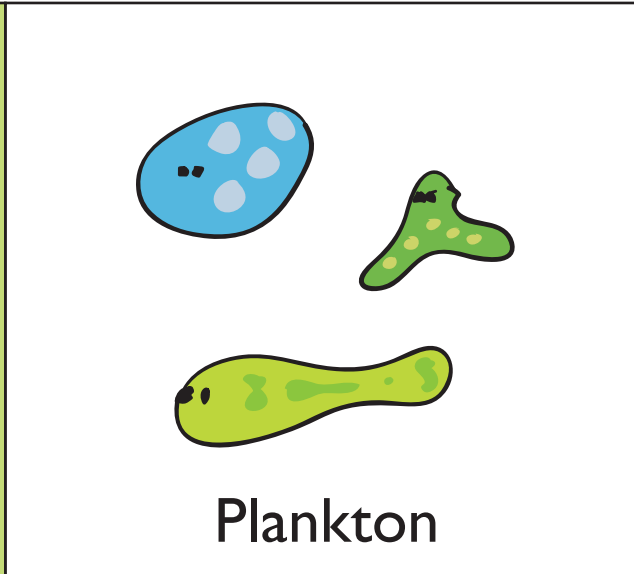
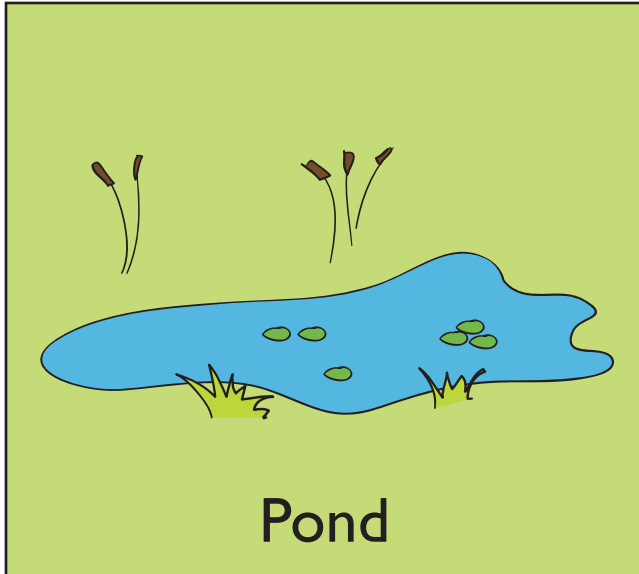


KEY WORDS

POND, PLANKTON, GOLDFISH

Repeat these words often during the week and give your child the opportunity to hear and say them.





For more information on how to use the Communication Calendars have a look at the tip sheet: [Communicating for Fun](#)