




COMMUNICATING FOR FUN: PRESCHOOLER

Parent and Child activities to Promote better Speech and Language and Hearing


MONDAY	TUESDAY	WEDNESDAY	THURSDAY	FRIDAY	SATURDAY
<p>Dress up and pretend you are going to the beach!</p> <p>Have your child name the clothes that they are putting on (bathing suit, hat, sandals).</p> <p>Encourage them to name the different colours on their clothes.</p> <p>Don't forget your funky shades (glasses).</p>	<p>Talk with your child about the sun.</p> <p>Say, "What colour is the sun? Does it feel nice on your skin?"</p> <p>Have your child draw a picture of the sun.</p> <p>Talk about wearing sun block. Put it on before you go outside. "Does it feel slippery and cold?"</p>	<p>Using a glue stick, have your child cover a piece of paper with glue.</p> <p>Give your child some sand and have them sprinkle it on the paper.</p> <p>After it dries feel the piece of paper and talk about how it feels.</p> <p>"Is the picture rough or smooth?"</p>	<p>Eat a popsicle. Try biting, sucking, and chewing.</p> <p>Ask your child how it feels when the popsicle is in their mouth.</p> 	<p>Go to the beach! (If you can't make it try it in the bathtub.)</p> <p>Swim in the water and splash each other. Try splashing with your hand, foot, and the rest of your body.</p> <p>"Can you blow bubbles in the water?"</p>	<p>Using a box, pretend that it is a boat. Help your child decorate your boat. Pretend to be sailors and sail around your house.</p>
					SUNDAY
					<p>Set up a sprinkler or a hose. Have your child walk and jump over the water. Pretend to be different water animals.</p> 



KEY WORDS

BEACH, BATHING SUIT, WET, DRY

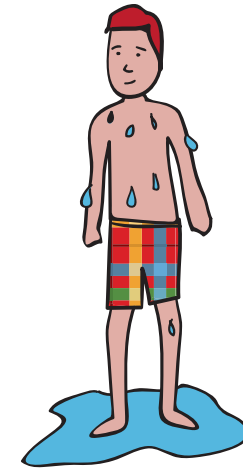
Repeat these words often during the week and give your child the opportunity to hear and say them.



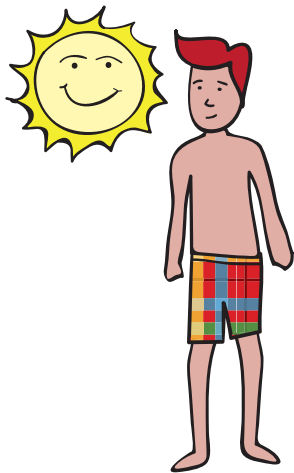
Beach



Bathing suit



Wet



Dry

For more information on how to use the Communication Calendars have a look at the tip sheet: [Communicating for Fun](#)