



COMMUNICATING FOR FUN: KINDERGARTEN

Parent and Child activities to Promote better Speech and Language and Hearing

MONDAY	TUESDAY	WEDNESDAY	THURSDAY	FRIDAY	SATURDAY
<p>Write a letter to Santa. Talk with your child what s/he would like for Christmas.</p> <p>Encourage your child to print his name.</p> <p>Encourage your child to decorate the letter.</p>	<p>Have your child cut out Christmas pictures or toys from magazines, flyers and calendars.</p> <p>Have your child make a collage of the things they wrote on their wish list.</p> <p>Talk about the pictures - the colours, and what they would do with the items.</p>	<p>Sing Christmas songs together.</p> <p>Sing really loud and soft, encourage your child to listen closely to the different volumes.</p> <p>Put in a favourite Christmas tape or CD and sing along with that.</p>	<p>Take a walk around the neighbourhood (maybe after dinner).</p> <p>Look at all the Christmas lights and decorations on different houses.</p> <p>Have your child tell you what they see: the colours of the lights, the decorations, and the trees.</p>	<p>Gather up old Christmas cards and talk about the pictures and who they are from.</p> <p>Cut up the old cards and use the pictures to make new ones.</p> <p>With your child discuss and write new messages. Encourage your child to write their own name.</p>	<p>Visit a tree farm or a place that sells Christmas trees. Talk about the sizes of the different trees (Eg. small, tall)</p>
					SUNDAY
					<p>Read the Christmas story together.</p> <p>Ask your child what they think will happen throughout the book.</p>



KEY WORDS

WISH LIST, CHRISTMAS, BRIGHT LIGHTS


Repeat these words often during the week and give your child the opportunity to hear and say them.



Wish list



Christmas



Bright lights

For more information on how to use the Communication Calendars have a look at the tip sheet: [Communicating for Fun](#)