





COMMUNICATING FOR FUN: KINDERGARTEN

Parent and Child activities to Promote better Speech and Language and Hearing

MONDAY	TUESDAY	WEDNESDAY	THURSDAY	FRIDAY	SATURDAY
<p>Have a spring clean up day.</p> <p>Talk with your child about things that they could clean up either indoors or outside. Make a list of things with your child of what you need for cleaning.</p> <p>At the end of the day, talk about all the things you cleaned.</p> 	<p>Have your child cut bunny ears out of cardboard (cereal boxes), and attach them to a strip of paper long enough to fit their head.</p> <p>Talk about what a bunny looks like, encourage your child to make a bunny tail.</p> <p>Hop around the house like a bunny.</p>	<p>Bake Easter cookies together.</p> <p>Ask your child to name the ingredients and add them.</p>  <p>Watch the cookies bake in the oven. Talk about how cookies change from dough to cooked.</p>	<p>Make an Easter hat, using a paper plate and decorations.</p> <p>Have your child design and decorate their own hat.</p>  <p>After they are done ask them to describe their hat to you.</p>	<p>Have an Easter Egg Hunt.</p> <p>Using Easter eggs, hide them around the house.</p> <p>Help your child find them by saying if they are “warm or cold” when they are near or far from the hidden eggs.</p> 	<p>Have your child think of different animals that have most of their babies in the spring. Talk about them, make all their different sounds. (Baby birds - peep)</p>
					SUNDAY
					<p>Have an Easter Tea Party. Wear bright ‘spring’ colours, sip ‘tea’ (juice), and eat the cookies you made earlier.</p>

KEY WORDS

EASTER, HOP, SPRING, RABBIT

Repeat these words often during the week and give your child the opportunity to hear and say them.




Easter



Hop



Spring



Rabbit

For more information on how to use the Communication Calendars have a look at the tip sheet: [Communicating for Fun](#)