




COMMUNICATING FOR FUN: PRESCHOOLER

Parent and Child activities to Promote better Speech and Language and Hearing


MONDAY	TUESDAY	WEDNESDAY	THURSDAY	FRIDAY	SATURDAY
<p>Have a spring clean up day.</p> <p>Choose a room in your house to clean with your child. Ask your child to talk about what they are doing: <i>"I am dusting the table."</i> Help your child follow directions as you clean: <i>"Get the cloth and wipe the counter."</i></p>	<p>Cut bunny ears out of cardboard (cereal boxes), and attach them to a strip of paper long enough to fit your child's head.</p> <p>Have your child colour them.</p> <p>Ask your child how a bunny moves. Move around like a bunny and say, <i>"I am hopping fast/slow."</i></p>	<p>Bake Easter cookies together.</p> <p>Ask your child to give you the different ingredients for the cookies.</p> <p>Watch the cookies bake in the oven. Talk about how cookies look and smell: <i>"The cookies smell good, the cookies are getting bigger."</i></p>	<p>Make an Easter hat, using a paper plate and decorations.</p> <p>Encourage your child to decorate the hat with flowers, string, and ribbon.</p>	<p>Have an Easter Egg Hunt.</p> <p>Using Easter eggs, hide them around the house.</p> <p>Tell your child where to look to find each egg.</p> <p>Say, <i>"Look under the couch. Look beside the book."</i></p>	<p>Pretend to be ducks together. Waddle around the house; quack like a duck, peep like a chick.</p>
					<p>SUNDAY</p> <p>Have an Easter Tea Party. Wear bright 'spring' colours, sip 'tea' (juice), and eat the cookies you made earlier. Talk about what you are eating and drinking.</p>



KEY WORDS

SPRING, TEA, HAT, EGG

Repeat these words often during the week and give your child the opportunity to hear and say them.




Spring



Tea



Hat



Egg

For more information on how to use the Communication Calendars have a look at the tip sheet: [Communicating for Fun](#)