





COMMUNICATING FOR FUN: KINDERGARTEN

Parent and Child activities to Promote better Speech and Language and Hearing

MONDAY	TUESDAY	WEDNESDAY	THURSDAY	FRIDAY	SATURDAY
<p>Visit a pumpkin patch or a local store that sells them.</p> <p>Talk about the sizes of pumpkins and which colour they are.</p> <p>Say, "Which one is the biggest pumpkin here? The smallest? What colour are all the pumpkins?" Bring one home.</p>	<p>Cut the top of the pumpkin off that you purchased yesterday.</p> <p>Have your child shell it out. Ask your child to tell you what it feels like. Eg. "I'm digging out the seeds. They feel squishy."</p> 	<p>Carve a pumpkin with your child.</p> <p>First discuss which type of face you would like, and have your child draw it on with a marker.</p>  <p>Have your child tell you what to do as you carve.</p>	<p>Make a yummy, spooky Halloween snack.</p> <p>Have your child tell you how to make green jello. Assist them when they need help.</p>  <p>Just before the jello hardens, add gummy worms. Enjoy!</p>	<p>Talk about different Halloween shapes. (ghost, pumpkin, scarecrow.)</p> <p>Have your child tell you what shape to make the sandwiches in.</p> <p>Try using cookie cutters.</p> 	<p>Have an orange and black day. Dress in orange and black clothes, eat orange and black food.</p> <p style="text-align: center;">SUNDAY</p> <p>Recite the rhyme "Itsy, Bitsy Spider" with your child. Do the actions together.</p>

KEY WORDS


ORANGE, BLACK, HALLOWEEN, COSTUME

Repeat these words often during the week and give your child the opportunity to hear and say them.

Orange

Black

Halloween



Costume



For more information on how to use the Communication Calendars have a look at the tip sheet: [Communicating for Fun](#)