

COMMUNICATING FOR FUN: TODDLER


Parent and Child Activities to Promote Better Speech and Language and Hearing

MONDAY	TUESDAY	WEDNESDAY	THURSDAY	FRIDAY	SATURDAY
<p>Bake cookies together.</p> <p>Name the ingredients while your child adds them.</p> <p>Encourage your child to say the name of the ingredients after you. <i>"Flour in. Mix it. Sugar in."</i></p> <p>Decorate the cookie on this page.</p> 	<p>Describe the weather to your child. Ask them if they see the sun or clouds.</p> <p>Draw a picture together of what your child saw outside.</p> <p>Name the items in the picture. <i>"This is a sun. This is a house."</i></p>	<p>When your child undresses, encourage them to take off socks, shoes, and other garments by themselves.</p> <p>Name each item of clothing and have your child say the name. <i>"Sock off."</i></p> <p>Put dirty clothes in the hamper together.</p> 	<p>At mealtime, help your child serve him/herself.</p> <p>Ask your child: <i>"Is the food yummy? Where is all the food going? In your tummy?"</i></p> <p>Name what foods they are eating, and have your child say the name after you.</p>	<p>Vacuum or sweep the house.</p> <p>Push the button on the vacuum to turn it on, and listen for the 'roar'. Or when sweeping, listen for the "Whoosh". Try to make that 'roar' or 'whoosh' together!</p> <p>After vacuuming colour the vacuum on this page.</p>	<p>Phone someone who is familiar to your child. Have your child talk or just listen with the receiver to their ear and mouth.</p>
					SUNDAY
					<p>Have your child help you set the table. Say the names of the dishes as your child places them on the table. Have your child repeat you.</p> 

KEY WORDS

COOKIES, PHONE, SUN, SOCKS


Repeat these words often during the week and give your child the opportunity to hear and say them.




Cookies



Phone



Sun



Socks

For more information on how to use the Communication Calendars have a look at the tip sheet: [Communicating for Fun](#)