




COMMUNICATING FOR FUN: TODDLER

Parent and Child Activities to Promote Better Speech and Language and Hearing

| MONDAY | TUESDAY | WEDNESDAY | THURSDAY | FRIDAY | SATURDAY |
|---|---|---|---|---|---|
| <p>Try out this action game.</p> <p><i>“Teddy bear, Teddy bear, turn around. Teddy bear, Teddy bear, touch the ground. Teddy bear, Teddy bear, reach up high. Teddy bear, Teddy bear, reach for the sky!”</i></p> <p>Have your child do the actions. Encourage them to say, “Teddy bear, Teddy bear.”</p> | <p>Make a teddy bear puppet using a paper lunch bag and construction paper.</p> <p>Draw and cut out a teddy bear face. Have your child glue it onto the bottom of the bag, forming a puppet.</p> <p>Make another one for yourself and have a puppet play!</p> | <p>Take a walk to the park with your child’s favourite teddy bear.</p> <p>Play “I Spy with My Little Eye” together.</p> <p>For example, “I spy with my little eye, something we can sit on. [A picnic table]”</p>  |  <p>Go to the library or choose a book from home about bears. (Brown Bear, Brown Bear; Bearenstein Bears)</p> <p>Read it together and have your child say the names of the different animals they see.</p> | <p>Say this little rhyme with your child:</p> <p><i>“Fuzzy Wuzzy was a bear. Fuzzy Wuzzy lost his hair. Then Fuzzy Wuzzy wasn’t fuzzy - was he?”</i></p> <p>Encourage your child to say, “Fuzzy Wuzzy”.</p>  | <p>Have a teddy bear picnic with your teddies.</p> <p>Talk with your teddies about the food you are eating.</p> |
| | | | | | SUNDAY |
| | | | | | <p>Eat some gummy bears or teddy grams.</p> <p>Count out five with your child before you eat them.</p> |

KEY WORDS

TEDDY BEAR, BOOK, FUZZY WUZZY


Repeat these words often during the week and give your child the opportunity to hear and say them.



Teddy Bear



Book



Fuzzy Wuzzy

For more information on how to use the Communication Calendars have a look at the tip sheet: [Communicating for Fun](#)