

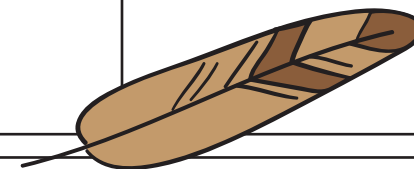



COMMUNICATING FOR FUN: TODDLER

Parent and Child Activities to Promote Better Speech and Language and Hearing


MONDAY	TUESDAY	WEDNESDAY	THURSDAY	FRIDAY	SATURDAY
<p>Make Playdough!</p> <p>½ cup Salt 2 tbsp Cream of Tartar 1 pkg Kool-Aid 1 cup Boiling Water 2 tbsp Veg. Oil 2 cups Flour</p> <p>Mix ingredients in the order listed. Knead the dough with your child.</p> <p>If it is too dry, add water. If it is too sticky, add flour.</p>	<p>HARVEST TIME!</p> <p>Talk with your child about different foods that are being harvested at this time of the year. (i.e. corn, apples)</p> <p>Try to visit a farm where they are harvesting these foods.</p> <p>Label the different foods</p>	<p>Read a book on Thanksgiving with your child.</p> <p>Talk about the pictures you see.</p> <p>Label different objects for your child and have them repeat you.</p> <p>Label the objects on this page and have your child repeat you.</p>	<p>Make a turkey with your child by tracing your child's hand on a piece of paper. (The thumb becomes the head and the fingers the tail feathers.)</p> <p>Decorate the turkey together. Talk about the sound a turkey makes. "Gobble Gobble." Encourage your child to repeat you.</p>	<p>Bake a pumpkin pie together.</p> <p>After the pie is cooked, try it out!</p>  <p>Ask your child what it feels like in their mouth.</p> <p>Encourage your child to use phrases like: "Hot pie." "Mmm, good pie." "Mushy pie."</p>	<p>Visit a farmer's market with your child. Label all the different foods you see. Encourage your child to repeat you.</p>
					SUNDAY
					<p>Have a Thanksgiving Day Feast!</p> <p>Enjoy your favourite foods and celebrate your week.</p>




KEY WORDS

TURKEY, PIE, EAT, APPLE


Repeat these words often during the week and give your child the opportunity to hear and say them.



Turkey



Pie



Eat



Apple

For more information on how to use the Communication Calendars have a look at the tip sheet: [Communicating for Fun](#)