




COMMUNICATING FOR FUN: PRESCHOOLER

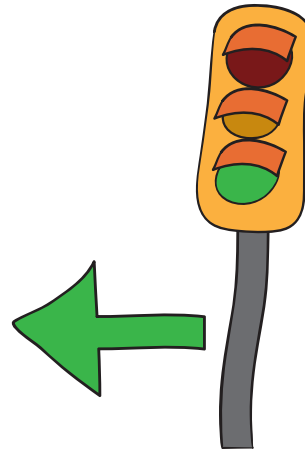

Parent and Child activities to Promote better Speech and Language and Hearing

MONDAY	TUESDAY	WEDNESDAY	THURSDAY	FRIDAY	SATURDAY
<p>Read books together on cars and different kinds of transportation.</p> <p>While or after reading, point to different vehicles or modes of transportation and ask your child what it's name is.</p> 	<p>Get out toy vehicles, boats, trains, and planes (anything you have).</p> <p>Drive them around with your child. Ask your child which sound each one makes.</p> <p>Make those sounds together.</p>	<p>Make a stop sign with one side green and the other red.</p>  <p>Put on some music and have your child pretend to be a vehicle.</p> <p>When you turn the sign red, have your child freeze. When it is green - they can 'drive' around.</p>	<p>Using a big box, pretend that it is a vehicle.</p> <p>Make a door in the side and colour on headlights and other features.</p> <p>Go on a pretend trip with your child. Ask your child where he might go. (Eg. "I'm going to see Grandma.")</p> 	<p>Go for a car ride today!!</p> <p>While in your car ask your child to find stop signs.</p> <p>Play "I Spy".</p> <p>Ask your child to find stop signs</p>	<p>Go outside and listen to all the noises that vehicles make.</p> <p>Ask your child what noises they hear, sound them out together.</p>
					SUNDAY
					<p>Sing "The Wheels on the Bus" with your child.</p> <p>Have your child do all the actions and sing with you.</p>

KEY WORDS

GREEN, GO, STOP SIGN, BUS


Repeat these words often during the week and give your child the opportunity to hear and say them.



Go



Stop Sign



Bus

For more information on how to use the Communication Calendars have a look at the tip sheet: [Communicating for Fun](#)