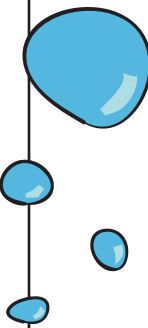




COMMUNICATING FOR FUN: PRESCHOOLER

Parent and Child activities to Promote better Speech and Language and Hearing




MONDAY	TUESDAY	WEDNESDAY	THURSDAY	FRIDAY	SATURDAY
<p>Introduce water animals to your child by showing them pictures or books.</p> <p>See if you can count together how many different animals there are on each page.</p> <p>Talk about where the different animals live (ocean, river, pond).</p>	<p>Visit a pet store. Go to the fish section and look at the different fish.</p> <p>Ask your child what different colours of fish they see.</p> <p>Say the name of the fish that you see and have your child say it after you. <i>"How many fish do you see? Can you count them?"</i></p>	<p>Pretend to be a fish. Open and close your mouth like a fish.</p> <p>At bath time swim like a fish. Blow bubbles too.</p> <p>Have your child think of different things that fish can do and try to do those actions.</p>	<p>Be an octopus!</p> <p>Have your child sit on your lap. Using all four limbs (arms & legs) wave them around.</p> <p>Have your child count how many octopus 'legs' you have.</p>	<p>Make a turtle.</p> <p>Talk about what a turtle looks like and what colour they are.</p> <p>Have your child colour a paper plate the colours/ he thinks a turtle should be.</p> <p>Cut out a head and four feet and have your child glue them on the plate.</p>	<p>Play with Goldfish crackers. Make some soup. Listen to the sound they make when you eat them when they are in the soup or when they are dry.</p>
					<p>SUNDAY</p> <p>Go to a pond, river, or any body of water. See what animals your child can find. Look at where their homes are.</p>




KEY WORDS


OCEAN, SWIMMING, FISH

Repeat these words often during the week and give your child the opportunity to hear and say them.






Ocean



Swimming



Fish

For more information on how to use the Communication Calendars have a look at the tip sheet: [Communicating for Fun](#)