






COMMUNICATING FOR FUN: KINDERGARTEN

Parent and Child activities to Promote better Speech and Language and Hearing




MONDAY	TUESDAY	WEDNESDAY	THURSDAY	FRIDAY	SATURDAY
<p>Get dressed to go outside.</p> <p>Encourage your child to name all the clothes they put on to keep them warm in the winter.</p> <p>Say, "What are those things you are putting on your feet?" ["Boots"]</p>	<p>Go outside and play in the snow.</p> <p>Build people or animals in the snow. Talk about what you are building.</p> <p>Spray paint your snow people or animals using spray bottles with coloured water inside. Name the colours as you spray.</p>	<p>Try to catch snowflakes on your tongue by sticking out your tongue.</p> <p>Talk about how the snow feels. (If it is not snowing than just pretend.)</p> <p>Using a black piece of paper, try to catch the snow and talk about the patterns in each flake.</p>	<p>Make a snowflake. Cut out a circle and have your child fold it 3 times.</p> <p>Using scissors, have your child cut small pieces out of the sides.</p> <p>Unfold it and hang it up.</p> <p>Ask your child where snow comes from, talk about it.</p>	<p>Go tobogganing.</p> <p>Try to go slowly down the hill and then fast.</p> <p>Ask your child what sound they hear when they go fast.</p> <p>Have your child draw a picture of their sled.</p>	<p>Make some popcorn.</p> <p>Listen to the sound of it popping. Pretend to be a kernel and then POP!</p>
					SUNDAY
					<p>Make hot chocolate. Talk about how it feels when you drink it. Have your child count the number of marshmallows that they put in their drink.</p>




KEY WORDS

COLD, TOBOGGANING, SNOWMAN

Repeat these words often during the week and give your child the opportunity to hear and say them.



Cold



Tobogganing



Snowman

For more information on how to use the Communication Calendars have a look at the tip sheet: [Communicating for Fun](#)