

## Get on Child's Level




Position yourself at eye level with the child,  
touch their arm or say their name so they  
know you're ready to be part  
of the conversation.

# Imitate



Imitate a child's sounds,  
facial expressions, or gestures.


# Take Turns



Join the child at her favourite activity.


After the child's turn,  
say "my turn" and imitate  
the child's action.

# Describe



Use short simple phrases to describe your actions and the child's actions.

# Listen and Respond



Listen and respond to each child's words or gestures as much as possible.

# Expand




Listen to what a child says and repeat it back, adding a word or a phrase to expand the child's message.

# Use Descriptive Statements



Provide descriptions of objects and actions to increase a child's vocabulary.


## Model



Listen to what a child says and repeat it back, using correct pronunciation and grammar.



# Follow



Follow the child's lead and talk about things of interest to the child.

# Simplify



Reduce the length of sentences  
when giving directions.

# Wait



Give directions once and then wait.  
Waiting gives the child time to process  
what you have said.

# Use Visuals



Support children's comprehension through use of objects, pictures and gestures.

## Offer choices



Choice making provides opportunities for learning names of objects and the value of expressing one's wishes.