





COMMUNICATING FOR FUN: TODDLER

Parent and Child Activities to Promote Better Speech and Language and Hearing

MONDAY	TUESDAY	WEDNESDAY	THURSDAY	FRIDAY	SATURDAY
<p>Sing "If You're Happy and You Know It".</p>  <p>Help your child to do all the actions with you. (Clap hands, Stomp feet, Shout Hooray!)</p> <p>Ask your child what he/she does when they are happy.</p>	<p>Make faces with your child.</p> <p>Make a sad face and have your child imitate you.</p> <p>Try this with happy and mad. Say, "This is a sad face. Can you make a sad face too?"</p> 	<p>Read your favourite stories together.</p> <p>Point to people and say if they are happy, mad or sad.</p> <p>Have your child point to and say the emotion after you. Encourage your child to imitate the emotions seen.</p>	<p>LAUGHING DAY</p> <p>Tell a funny joke, tickle your child, or just laugh together.</p> <p>Try laughing in front of a window and see how fogged up it will get.</p> <p>Colour the faces on this page.</p> 	<p>Draw a picture of a face. Point and name each part of the face.</p>  <p>Ask your child, "Where is the mouth? Where are the ears?"</p> <p>Ask your child where all the face parts are.</p>	<p>Stand in front of a mirror and make funny faces.</p> <p>Have your child try to copy each face.</p>
					<p>SUNDAY</p> <p>Ask your child how they feel today.</p> <p>Label the emotions you see on your child's face and imitate them.</p>

KEY WORDS

MOUTH, SAD, HAPPY, FACE


Repeat these words often during the week and give your child the opportunity to hear and say them.




Happy



Sad



Mouth



Face

For more information on how to use the Communication Calendars have a look at the tip sheet: [Communicating for Fun](#)