

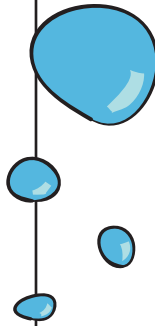



**COMMUNICATING FOR FUN: TODDLER**

Parent and Child Activities to Promote Better Speech and Language and Hearing


MONDAY	TUESDAY	WEDNESDAY	THURSDAY	FRIDAY	SATURDAY
<p>Introduce water animals to your child by showing them pictures or books.</p> <p>For each animal point to it and say it's name. Then encourage your child to repeat the name after you.</p>	<p>Visit a pet store.</p> <p>Go to the fish section and look at the different fish.</p> <p>Say the name of the fish that you see and have your child say it after you.</p> <p>Have your child listen to the sounds of the aquariums. Try to 'gurgle' with them.</p>	<p>Pretend to be a fish. Open and close your mouth like a fish.</p> <p>'Swim' around your house.</p> <p>Think of different things that fish can do and have your child try to do those actions.</p>	<p>Be an octopus!</p> <p>Have your child sit on your lap. Using all four limbs (arms &amp; legs) wave them around.</p> <p>Count to (or with) your child to see how many octopus 'legs' you have.</p>	<p><b>BATH TIME</b></p> <p>At bath time encourage your child to blow bubbles in the water.</p> <p>Encourage them to say, "Blow bubbles."</p> <p>Ask them to swim like a fish. Have them say, "Fish swim."</p>	<p>Play with Goldfish crackers. Make some soup. Listen to the sound they make when you eat them when they are in the soup or when they are dry.</p>
					<b>SUNDAY</b>
					<p>Go to a pond, river, or any body of water. See what animals you can find. Say the animals names and have your child repeat you.</p>




KEY WORDS

**FISH, BUBBLES, TURTLE**


Repeat these words often during the week and give your child the opportunity to hear and say them.



Fish



Bubbles



Turtle

**For more information** on how to use the Communication Calendars have a look at the tip sheet: [Communicating for Fun](#)