




## COMMUNICATING FOR FUN: KINDERGARTEN

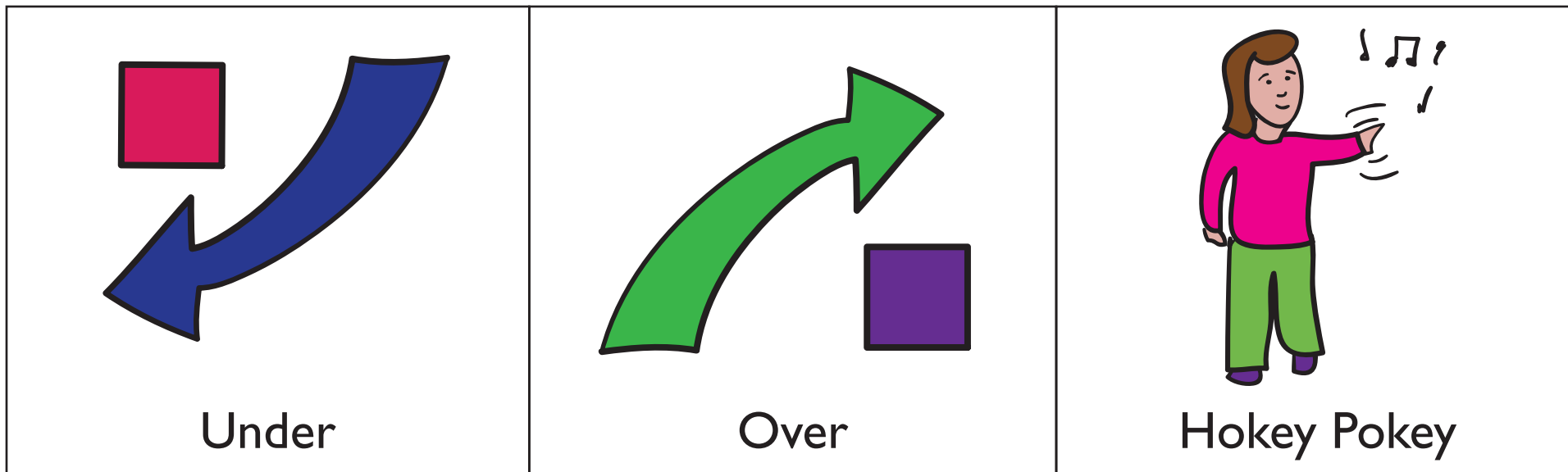
Parent and Child activities to Promote better Speech and Language and Hearing

MONDAY	TUESDAY	WEDNESDAY	THURSDAY	FRIDAY	SATURDAY
<p>Go outside together with a clear container. Help your child collect bugs and worms.</p> <p>After they are finished collecting help them count how many bugs there are. "How many bugs are there? Are there more worms?"</p> <p>Remember to let the bugs go!</p>	<p>Build a house out of blocks with your child.</p> <p>Use blocks as cars, make sounds together.</p> <p>Encourage your child to pretend blocks to be other things, such as stop signs, animals, and people.</p> 	<p>OPPOSITES</p> <p>Talk about opposites.</p>  <p>With your child try raising your voice when you say, "Up", and lowering your voice when you say, "Down".</p> <p>Have your child come up with other opposites.</p>	<p>Have your child choose a toy and hide it in a room, while you close your eyes.</p> <p>When they are ready find the toy by asking questions and your child answering.</p> <p>Say, "Is the toy under something I can sit on? Is it by something blue?"</p>	<p>Collect stones from outside together.</p> <p>Encourage your child to sort them into different piles. (Size, colour, texture)</p> <p>Talk to your child while they sort, have them describe to you how they are sorting the rocks.</p> 	<p>Sing "The Hokey Pokey".</p> <p>Have your child choose the body part they want to stick out.</p>
					SUNDAY
					<p>Turn on some music that has no words.</p> <p>Give your child a crayon and paper and have them draw to the music.</p>

### KEY WORDS

## UNDER, OVER, "HOKEY POKEY"

Repeat these words often during the week and give your child the opportunity to hear and say them.



For more information on how to use the Communication Calendars have a look at the tip sheet: [Communicating for Fun](#)