






COMMUNICATING FOR FUN: TODDLER


Parent and Child Activities to Promote Better Speech and Language and Hearing

MONDAY	TUESDAY	WEDNESDAY	THURSDAY	FRIDAY	SATURDAY
<p>Plant some seeds in the garden or a cup.</p> <p>Explain what a seed needs to grow. </p> <p>Point to the sun and say, "That's the sun, can you say sun?" Do the same for water.</p> 	<p>Have your child try to say: "Wiggly worms"</p> <p>Use a gummy worm while saying the words together.</p> <p>Say it as fast and slow as you can.</p> <p>Have your child find the worm on this page. Ask your child what is happening to it and to colour it.</p> 	<p>PICNIC DAY</p> <p>Have a picnic outside (or inside).</p> <p>Name all the items for your picnic while your child puts them inside the basket.</p> <p>Encourage your child to name after you, the items you place in your basket. "Bun in the basket"</p>	<p>Spend time outside.</p> <p>Point to things you see and say their names (i.e. trees, flowers). Encourage your child to try to say the name of the objects. </p> <p>Collect some of the smaller objects and put them in a special box or album.</p>	<p>TULIP FESTIVAL (Netherlands)</p> <p>Look at pictures of tulips or look at them in a garden. Have your child say "Tulip", or "Flower".</p> <p>Help your child make their own tulip using egg cartons and pipe cleaners. Decorate with crayons or markers. </p>	<p>Ask your child to turn on the sink tap.</p> <p>Listen and together make the sound that water makes.</p>
					SUNDAY
					<p>Make a bird sound and have your child chirp back to you.</p> <p>Try out other nature sounds.</p>


KEY WORDS

TREE, FLOWER, BIRD


Repeat these words often during the week and give your child the opportunity to hear and say them.



Flower



Tree



Bird

For more information on how to use the Communication Calendars have a look at the tip sheet: [Communicating for Fun](#)