




COMMUNICATING FOR FUN: TODDLER

Parent and Child Activities to Promote Better Speech and Language and Hearing

MONDAY	TUESDAY	WEDNESDAY	THURSDAY	FRIDAY	SATURDAY
<p>Look through a photo album with your child or pictures that you have of the past year.</p> <p>Talk about the pictures.</p> <p>Ask your child to point to children and things.</p> 	<p>Get out some bubble solution and bubble wands. Blow bubbles with your child!</p> <p>Have them blow hard and then blow soft. Have them try to pop all the bubbles.</p> <p>Encourage them to say: <i>"Bubble pop, blow soft, blow hard."</i></p>	<p>Play your child's favourite tape.</p> <p>Dance and sing along to celebrate the New Year.</p>  <p>Use musical instruments, or make your own, to play with the music.</p> <p>Encourage your child to say: <i>"Noise, loud noise, blow, bang."</i></p>	<p>Make a Chinese New Year Dragon.</p> <p>Cut out a dragon's head using construction paper. Glue it on the bottom of a paper bag.</p> <p>Decorate your dragon. Make the puppet 'roar' like a dragon.</p> <p>Encourage your child to 'roar' with you.</p>	<p>Using empty plastic bottles make shakers with your child.</p> <p>Fill each bottle with beans, rice, pasta (anything that will make a noise.)</p> <p>Tape the lid on the bottle for safety.</p> <p>Have your child listen to the different noises. <i>"Is the noise quiet or loud?"</i></p>	<p>Get in your p.j.'s early and have a pyjama party. Have your child use their noise makers and dragon puppet.</p>
					SUNDAY
					<p>Plan a special New Year's Feast. Label the food you will eat and have your child repeat you. Have food you might not normally eat.</p> 

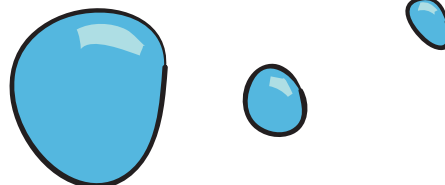
KEY WORDS

PICTURE, BUBBLES, BLOW, HARD, SOFT

Repeat these words often during the week and give your child the opportunity to hear and say them.



Picture



Bubbles



Blow



Hard



Soft

For more information on how to use the Communication Calendars have a look at the tip sheet: [Communicating for Fun](#)