


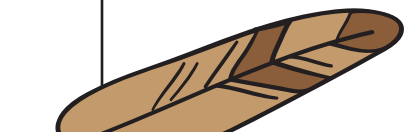


COMMUNICATING FOR FUN: KINDERGARTEN


Parent and Child activities to Promote better Speech and Language and Hearing

| MONDAY | TUESDAY | WEDNESDAY | THURSDAY | FRIDAY | SATURDAY |
|--|--|---|--|---|---|
| <p>Trace your child's hands on a piece of paper, and have them colour their handprints.</p> <p>Talk with your child about all the things that they are thankful for.</p> <p>Try to come up with 10 to match each finger.</p>  | <p>HARVEST TIME!</p> <p>Talk with your child about different foods that are being harvested at this time of the year. (corn, apples)</p> <p>Try to visit a farm where they are harvesting these foods.</p>  | <p>Read a book on Thanksgiving with your child.</p> <p>Using the same book, have your child read it to you by looking at the pictures and using their memory and imagination.</p> | <p>Make a turkey with your child by tracing your child's hand on a piece of paper. (The thumb becomes the head and the fingers the tail feathers.)</p> <p>Make up a story with your child about a turkey and act it out. (Include the sound a turkey makes: 'Gobble Gobble'.</p> | <p>Bake a pumpkin pie together.</p> <p>Talk about the different smells and spices that are in the pie.</p>  <p>After the pie is cooked, try it out!</p> <p>Talk about what the pie feels like in your mouth.</p> | <p>Visit a farmer's market with your child. Talk about all the different foods. Encourage your child to talk about where the food came from.</p> |
| | | | | | <p>SUNDAY</p> <p>Have a Thanksgiving Day Feast! Talk about what you're thankful for, and enjoy your favourite foods.</p>  |


KEY WORDS

THANKSGIVING, GOBBLE, HARVEST

Repeat these words often during the week and give your child the opportunity to hear and say them.



Thanksgiving



Gobble



Harvest

For more information on how to use the Communication Calendars have a look at the tip sheet: [Communicating for Fun](#)