


COMMUNICATING FOR FUN: KINDERGARTEN

Parent and Child activities to Promote better Speech and Language and Hearing

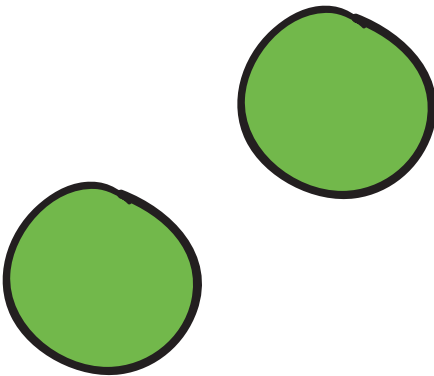
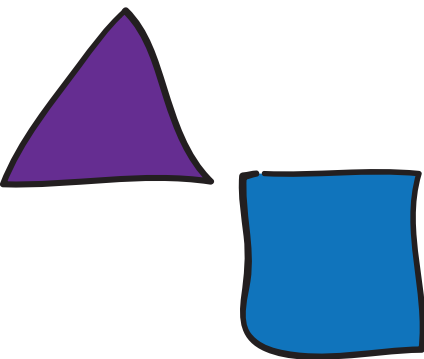

MONDAY	TUESDAY	WEDNESDAY	THURSDAY	FRIDAY	SATURDAY
<p>Stand in front of a mirror with your child.</p> <p>Talk to your child about what is different (or the same) about you.</p> <p>Ask your child, "Who has bigger hands? Who has straight or curly hair?"</p>	<p>Have your child lay down on a large piece of paper.</p> <p>Trace around your child.</p> <p>Let your child draw his or her face and clothing onto their picture body. Talk about the details on your child: buttons, shapes, stripes, colour of hair, eyelashes, and fingernails.</p>	<p>Go for a walk with your child.</p> <p>Collect a rock for each member of the family. Try to find a different size rock for each person.</p> <p>Using paint or markers decorate your rocks.</p> <p>Talk about what you are doing.</p>	<p>Play house either by dressing up or with some dolls.</p> <p>Have fun imagining with your child. Talk about what you are going to do today.</p> <p>("First we will... Then.....")</p>	<p>Recite this family fingerplay with your child:</p> <p><i>"This is our family (hold up fingers) Lets's count them and see, How many there are. And who they can be."</i>(count fingers)</p> <p>Have your child say the names of the people that are in your family.</p>	<p>Get out photo albums. Sit with your child and look at pictures. Talk about what people are in the pictures.</p>
					SUNDAY
					<p>Plan a special family dinner. Let each person pick a favourite food to have for the feast.</p> <p>Eat by candlelight.</p>



KEY WORDS

SAME, DIFFERENT, FAMILY

Repeat these words often during the week and give your child the opportunity to hear and say them.

 <p>Same</p>	 <p>Different</p>	 <p>Family</p>
---	---	---

For more information on how to use the Communication Calendars have a look at the tip sheet: [Communicating for Fun](#)